



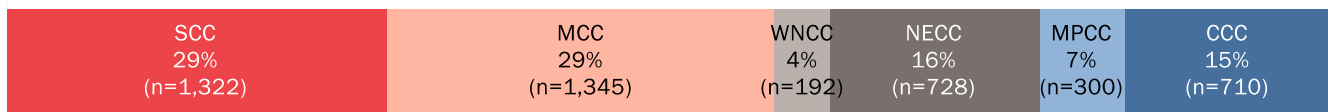
Awards Granted and Enrollment by Program across Nebraska

In September 2018, the Executive Director of the Nebraska Community College Association (NCCA) requested information about the statewide number of students enrolled in Career/Technical and Academic Transfer programs for a presentation to the Aksarben Foundation Board of Governors.

The standard source for statewide or national data about higher education is the Integrated Postsecondary Education Data System (IPEDS), which is collected by the National Center for Education Statistics (NCES). Though IPEDS collects a wide range of data, those surveys do not contain the information necessary to fully answer the query from NCCA. So, the SCC Institutional Research office turned to our colleagues across the state. Within a week, we compiled the following information about awards (i.e., Associate degrees and certificates) and enrollment from IPEDS and IR offices statewide.

Total Associate Degrees Granted by Nebraska Community Colleges | 2016-17

Source: IPEDS | U.S. Department of Education



Number of Career/Technical Awards Granted by Nebraska Community Colleges

Source: IPEDS | U.S. Department of Education

Program Category	2009-10	2010-11	2011-12	2012-13	2013-14	2014-15	2015-16	2016-17
Health Professions and Related Programs	1,216	1,358	1,310	1,498	1,402	1,432	1,340	1,230
Business and Communications	866	899	972	1,142	1,122	1,100	1,063	1,092
Mechanic and Repair Technologies; Transportation and Materials Moving	777	845	893	923	949	926	911	905
Architecture, Engineering Technology, and Construction Trades	656	714	727	807	693	733	708	690
Precision Production	285	239	303	385	379	421	426	362
Agriculture, Agriculture Operations and Related Sciences	168	185	199	265	301	369	336	334
Computer and Information Sciences and Support Services	191	198	246	273	250	223	240	291
Education, Family and Consumer Sciences, Social Services	182	194	223	198	225	231	252	239
Homeland Security, Law Enforcement, Firefighting, and Related Protective Services	158	202	189	240	227	213	178	162
Personal and Culinary Services	122	107	148	170	137	124	124	118

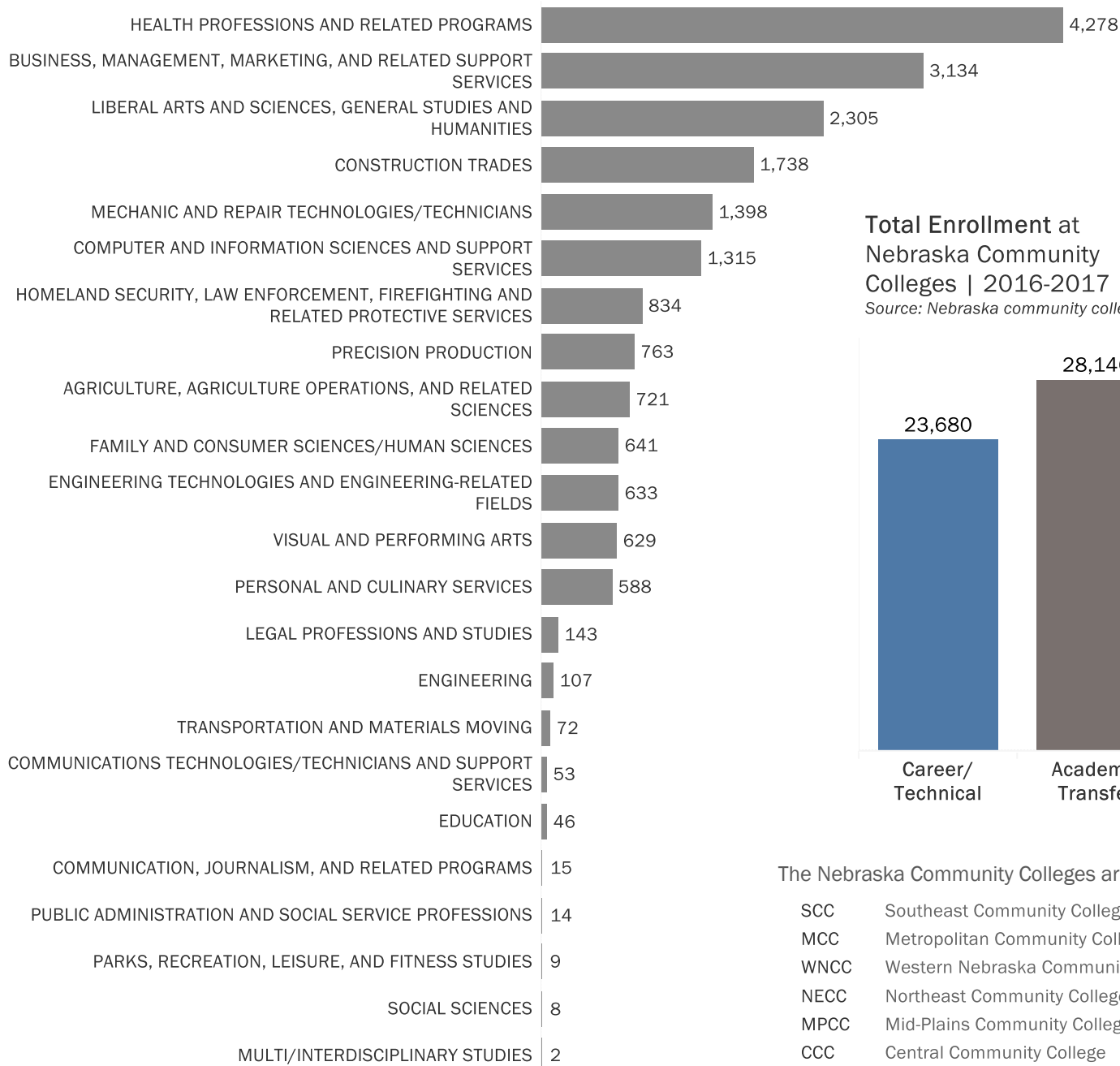
The mission of Southeast Community College is to empower and transform its students and the diverse communities it serves. The SCC Office of Institutional Research contributes to this mission by providing and promoting the effective use of valid data in decision-making, planning, and communication (Strategic Objective 9.8). *The Nine Point Eight Series* has been developed to communicate some of the information prepared for decision-making and planning purposes. For more information, contact ir@southeast.edu.

The Classification of Instructional Programs (CIP) code provides a standard taxonomic scheme that supports the tracking and reporting of fields of study and program completions activity. CIP codes, which were originally developed by NCES and are used in IPEDS and other national reporting, can be subdivided in a hierarchical three-level structure. The highest level is the 2-digit series. Each academic program in Nebraska has been assigned a CIP code, some of which match the program or division names assigned by their College better than others.

The following charts show (1) enrollment by 2-digit CIP code for four of the six Nebraska community colleges (Mid-Plains and Western Nebraska Community Colleges were unable to provide this level of detail on such a short timeline) and (2) total enrollment in Career/Technical and Academic Transfer programs.

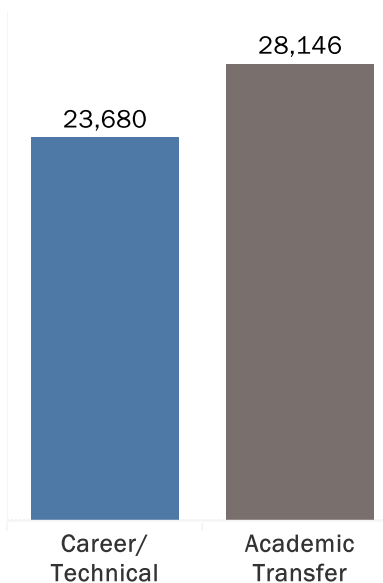
Enrollment by Program Area (2-Digit CIP Code) at Four Nebraska Community Colleges | 2016-2017

Source: Nebraska community colleges (excluding Mid-Plains and Western) | Sept 2018



Total Enrollment at Nebraska Community Colleges | 2016-2017

Source: Nebraska community colleges



The Nebraska Community Colleges are:

- SCC Southeast Community College
- MCC Metropolitan Community College
- WNCC Western Nebraska Community College
- NECC Northeast Community College
- MPCC Mid-Plains Community College
- CCC Central Community College