

Bargain Hunting for Antiques  *Antiques*

Come Join the Fun! Former Auctioneer and longtime appraiser of antiques, coins, and collectibles, Tom Bassett, will share with you some "tricks of the trade." Learn the basic knowledge and strategy behind antique hunting.

The second class will be a field trip.


Jan. 18-25	W	7-9:30 p.m.	\$25
CEC, 403	Bassett	LLX-1233-CEWA	

Beginning Framing  *Framing*

Learn professional techniques for matting and framing for pictures, etc. There will be hands-on experience.

Students provide their own materials and this will be discussed the first night of class. If you have a specific project, bring the first night of class.

Jan. 10-Feb. 14	T	6:30-9 p.m.	\$59
Pound, 142	McKibben	LLX-1117-OCWA	

Beginning Weaving  *Weaving*

You will learn the basics of fiber weaving, become familiar with terminology, learn how to thread a loom and make a weaving sampler.

There is a \$30 fee associated with this course payable in the first class. This class will be held at The Weavers Studio, 3843 S. 48th St. Go behind Fields Flowers and follow the sidewalk to the basement entrance.

Jan. 14-Mar. 3	S	3-5 p.m.	\$45
See Desc	Hand Weavers Guild	LLX-1642-OCWA	

Non-Faceting Lapidary  *Lapidary*

Learn the art and techniques of cutting and polishing stones. Participants supply their own stones. Beginners will learn basic instruction during the first class with materials provided. You will receive information regarding sources for purchasing future stones.

This is a partnership event with SCC and the Lincoln Gem & Mineral Society.

Jan. 14-Feb. 18	S	10 a.m.-1 p.m.	\$59
AULD	Cropp	LLX-1126-OCWA	



Altered Book  *Art*

Discover how to transform an old hardback book into your own personal journal, diary or album. Use your "altered book" as a dream, gratitude or healing journal or make it just for the fun with no specific topic. Join us for merriment and creativity.

Bring to class: any type or size hardback book (available at thrift stores, garage sales or your basement), scissors, glue stick and just about anything else you can put your hands on...old magazines, photos, ribbons, scrapbook supplies, postcards, memorabilia, ribbons,

etc. There is a \$2 fee associated with this course payable at class.

Mar. 8	Th	6:30-9 p.m.	\$14
CEC, 401	Flodman	LLX-0510-CEWA	

 **52 Reasons I Love You**  *Art*

Using an ordinary deck of playing cards transform them into a charming and wonderful message book for someone you love.

Bring a used deck of playing cards to class. You will need all 52 cards plus two jokers. Upon registration, you will be emailed a supply list of other materials needed, so be sure to put your email address on your registration form. Start thinking of the 52 reasons...it's easier than you think! There is a \$5 fee associated with this course payable at class.

Feb. 9	Th	5:30-8 p.m.	\$15
CEC, TBA	Holman	LLX-0353-CEWA	

Polymer Clay Basics  *Art*

Polymer clay has never been more popular than it is today, so now is the time to see why it is artists' and hobbyists' medium of choice. Discover the basic techniques of working with this clean, bake-in-your-oven product. You will create two to three figures during class and be able to use your new skills to create more at home.

There is a \$15 fee associated with this course payable at class. Bring to class your enthusiasm and any clay tools you may happen to have. For Polymer Clay Jewelry, see the Jewelry section.

Mar. 8	Th	6:30-9:30 p.m.	\$12
CEC, 101	Hefley	LLX-0297-CEWA	

Miniature Cakes in Polymer Clay  *Art*

Love miniatures, doll houses or simply want to try something new? Learn how to make a yummy two-layered cake in polymer clay. This workshop will teach you how to "bake" a one-inch scale cake perfect for a miniature setting.

There is a \$15 fee associated with this course payable at class.

Jan. 17	T	6-9 p.m.	\$15
CEC, 401	Hefley	LLX-0325-CEWA	

 **Stained Glass Sushi Dish**  *Glass*

Take your fusing skills up a notch by constructing an 8-inch by 8-inch ruffled sushi dish. The glass will be cut and assembled during class; kiln fired and available for pick up in five to seven days.

Wear closed-toed shoes. Class is held at Art Glass Unlimited, 4034 S. 48th St.

Jan. 19	Th	7-9 p.m.	\$65
See Desc.	Art Glass Unlimited	LLX-0282-OCWA	

Mar. 1	Th	7-9 p.m.	\$65
See Desc.	Art Glass Unlimited	LLX-0282-OCWB	

Stained Glass in a Day  *Glass*

This five-hour intensive course will take you through the process of completing a 12-inch by 12-inch stained glass panel using the copper foil technique. Give it as a gift or use this class as a springboard to a new rewarding hobby.

All tools and materials are included in tuition. Wear closed-toed shoes. Class is held at Art Glass Unlimited, 4034 S. 48th St.

Feb. 25	S	10 a.m.-3 p.m.	\$75
See Desc.	Art Glass Unlimited	LLX-0210-OCWA	

Stained Glass for Beginners  *Glass*


Learn to create stained glass from the professionals. We will show you how to cut glass and assemble your project using the copper foil and leaded method. You will complete two projects using techniques not taught in most studios.

No glass experience necessary. Supplies for first project and use of shop tools included in tuition. Wear closed-toed shoes. Class is held at Architectural Glassart, 4025 S. 48th St.

Jan. 5-Feb. 2	Th	6-8 p.m.	\$75
See Desc.	Scott	LLX-0965-OCWA	

Jan. 7-Feb. 4	S	10 a.m.-Noon	\$75
See Desc.	Scott	LLX-0965-OCWB	

Intermediate Stained Glass  *Glass*



Learn the traditional method of making stained glass windows using the lead came technique. You will learn how to design a pattern for lead came, how to fit and cut the came and finally solder lead.

You will finish up your two-foot square panel (approximately 30 pieces) with putty so that at the end of this class you will have a beautiful stained glass window.

Wear closed-toed shoes. Class is held at Architectural Glassart, 4025 S. 48th St.

Jan. 7-Feb. 4	S	10 a.m.-Noon	\$90
See Desc.	Scott	LLX-0956-OCWA	

 **Fusible Stained Glass**  *Glass*

Create a designer plate that mimics stained glass using frits and No Days liquid fusing adhesive. This can be an individual piece or can be a part of a larger stained glass project.

Wear closed-toed shoes. Class is held at Architectural Glassart, 4025 S. 48th St.

Jan. 19	Th	6-9 p.m.	\$75
See Desc.	Scott	LLX-0256-OCWA	

Feb. 11	S	10 a.m.-1 p.m.	\$75
See Desc.	Scott	LLX-0256-OCWB	

 **Mosaic Coaster Workshop**  *Glass*

You will create a set of two mosaic coasters and take them home in a wooden mosaic coaster holder. Learn to cut glass using the Morton Glass Shop, adhere glass pieces, use No Days Mosaic adhesive, and grout.

Wear closed-toed shoes. Class is held at Architectural Glassart, 4025 S. 48th St.

Jan. 12	Th	6-9 p.m.	\$50
See Desc.	Scott	LLX-0276-OCWA	

Feb. 4	S	10 a.m.-1 p.m.	\$50
See Desc.	Scott	LLX-0276-OCWB	

More than Creative Calligraphy  *Art*

Jazz up wedding invitations! Whip out instant posters! Dazzle everyone with one-of-a-kind announcements! Surprise yourself with amazing art! Learn how to create calligraphy test-art using everyday common tools-regular pencils, sharpie markers, rubber bands, sponge brushes. Explore different strokes and techniques, including how to write your name in Chinese and Arabic. Whether you are organizing a family event, producing retail store signs, teaching art to children, or just curious to learn a new skills, this class offers fun hands-on learning for everyone.

All materials supplied.

Jan. 26	Th	6-8 p.m.	\$19
CEC, 403	Hussin	LLX-0423-CEWA	

Gothic (Old English) Lettering  *Art*

A creative lettering for scrapbook headings, invitations, greeting cards, and more. Learn the beautiful artistic style of the Gothic Script (Old English).

Calligraphy Fountain, Broad and Med Nibs are used for this distinctive lettering. Bring fountain pen and copy paper to class. Call instructor before the first class for a list of supplies needed at 402-489-7437.

Jan. 26-Feb. 2	Th	7-9:30 p.m.	\$29
6510 Carlsbad Dr.	Jansen	LLX-1896-OCWA	

Location Key

Architectural Glassart	_____	4025 S. 48
Art Glass Unlimited	_____	4340 S. 48
AULD	_____	Auld Recreation Center
		3140 Sumer
CEC	_____	Continuing Education Center
		301 S. 68th St. Place
Pound	_____	Pound Middle School
		4740 S. 45th St.

Colored Pencil: Fun Techniques 

Experience the creativity of colored pencil drawings achieving a variety of special effects. You will be learning the basic approach to realism with colored pencils enhancing your creativity and developing your drawing skills. For beginning and continuing students.



Bring set of good quality colored pencils and kneadable eraser. Paper to be purchased from instructor at first class (\$2). If you have questions about supplies, call the instructor at 402-489-7437.

Jan. 23-30	M	7-9:30 p.m.	\$29
6510 Carlsbad Dr.	Jansen	LLLX-1890-OCWA	

Drawing from Life 

Develop and sharpen your skills at drawing figures from life. Students will focus on drawing the human figure; working through various problems and techniques for drawing the figure from life. Students will have the opportunity to develop their skill in capturing the shape, form and movement of the human figure.

A live model will be provided. Students may also participate in modeling for each other. Students should bring to class a pad of 12-inch by 18-inch drawing paper or larger, erasers, blending stumps, and their choice of drawing media. A drawing board is optional but recommended.

Feb. 23-Mar. 15	Th	6-8 p.m.	\$59
CEC, 406	Plants	LLLX-1176-CEWA	

How to Draw Animals 

Practice drawing various animals in simple ways. While learning shapes, shading, fur, and individual animal facial features.

Bring to class a 9-inch by 12-inch sketch pad, two drawing pencils, eraser and ruler. For adults or adult/child pair. This class is intended for adult/child (ages 8-12) pair. Both adult and child need to register and pay.

Feb. 11	S	10 a.m.-Noon	\$10
CEC, 406	Dietrich-Moore	LLLX-1043-CEWA	

Colored Pencil Drawing 

Beginning and advance drawing students will discover the fun and fascination of painting (or drawing) with colored pencils while exploring the wide variety and versatility of the medium.

Beginning students will be guided through various exercises designed to help them grasp several colored pencil techniques, then they will be encouraged to create their own original compositions.

Intermediate and advanced students will explore more advanced techniques and applications of the colored pencils.

Each student should bring a set of 12 or more quality colored pencils (brands such as Ticonderoga, Derwent, VanGough or Prismacolor have very good quality selection), a colorless blending pencil, pencil sharpener and a tablet of medium to heavy weight drawing paper. Other optional materials will be discussed in class. Experienced students may bring a colored pencil project they are working on to the first class. They may also choose to explore mixed media with colored pencils. NOTE: No class Feb. 2.

Jan. 5-Feb. 16	Th	6-9 p.m.	\$59
CEC, 406	Plants	LLLX-0775-CEWA	

MIXED MEDIA GALLERY

Get in touch with your creative side and join one or all of our varied and dynamic classes. Open up to the possibilities of new techniques and materials.

Basic supplies needed for ALL of the multimedia gallery classes includes scissors, ruler, glue stick, pencil, paper trimmer, X-acto knife and mat, and a treasure box. A treasure box is not required; however, it makes your projects uniquely you. A treasure box can include paper ephemera such as vintage postcards, German scrap, vintage photos (Copies are great!), vintage jewelry, buttons, ribbon scraps or whatever catches your eye!

Spring Fairies 

Let's take paper dolls to a new level by creating your own outfits using new and vintage papers, trims, glitter, and more. You will receive enough supplies to create three fairies. Such fun!

Bring to class basic supplies listed above plus a sewing machine with old needles for stitching paper. There is a \$5 fee associated with this course payable at class.

Mar. 3	S	1-4 p.m.	\$29
CEC, 102	Willey	LLLX-0425-CEWG	

Hat's Off! 



Hats are IN and you will have one of the best in town! Using felted wool sweaters, you will create an eco-friendly fashion

statement that will have others asking "Where did you get that?"

Please bring one felted wool sweater to share and basic sewing supplies like pins, scissors for fabric and paper, embroidery floss or perle cotton in your favorite color and sewing machine (not required but very helpful). Don't forget your treasure box from above. There is a \$5 fee associated with this course payable at class. Email nholmans@seu.edu for directions on how to felt an old sweater...very easy to do.

Jan. 7	S	9:30 a.m.-1:30 p.m.	\$25
CEC, 102	Willey	LLLX-0425-CEWA	

Queen of Hearts Crown 

If the crown fits, wear it! Together we will make a fabulous crown using new and vintage papers, wire, decorative trims, ribbons, and glitter. Crowns will be made to fit or simply sit.

Bring to class basic supplies listed above plus a sack lunch. There is a \$5 fee associated with this course payable at class.

Jan. 14	S	9:30 a.m.-1 p.m.	\$39
CEC, 101	Willey	LLLX-0425-CEWB	

Color Me Happy (Portraits Made Simple) 

Portraits made simple. You will transform an 11-inch by 14-inch canvas using basic artist materials, new and vintage papers, and a tried and true method for creating portraits.

Bring to class basic supplies listed above plus a sack lunch. There is a \$10 fee associated with this course payable at class.

Jan. 21	S	9:30 a.m.-3 p.m.	\$39
CEC, 101	Willey	LLLX-0425-CEWC	

Journal of Love 

Using a variety of vintage, handmade and hand-painted papers, you will create a heart shaped, expandable journal perfect for keeping your treasured memories, photos, clippings, thoughts, dreams, and more. Finished journal will measure approximately five inches.

Bring to class basic supplies listed above plus a sack lunch. There is a \$5 fee associated with this course payable at class.

Feb. 4	S	9:30 a.m.-1 p.m.	\$29
CEC, 102	Willey	LLLX-0425-CEWD	

Sweater Monsters 

Loveable, squeezable, huggable, and just plain fun. Using felted wool sweaters and a bit of imagination, you will create one-of-a-kind monsters. No two are alike!

Please bring one felted wool sweater to share and basic sewing supplies like pins, scissors for fabric and paper, embroidery floss or perle cotton in your favorite color and sewing machine (not required but very helpful). Don't forget your treasure box from above plus a sack lunch. Email nholmans@seu.edu for directions to felt an old wool sweater. Garage sale or thrift store will be your best source of an old wool sweater if you do not have one. There is a \$5 fee associated with this course payable at class.

Feb. 11	S	9:30 a.m.-1 p.m.	\$29
CEC, 102	Willey	LLLX-0425-CEWE	

Irish Princess Tiara 

Celebrate St. Patrick's Day in style with a beautiful tiara made from new and vintage papers, beautiful ribbons and glitter!

Bring to class basic supplies listed above plus a sack lunch. There is a \$5 fee associated with this course payable the first day of class.

Feb. 25	S	9:30 a.m.-1 p.m.	\$29
CEC, 101	Willey	LLLX-0425-CEWF	

Porcelain China Painting 

Learn the beautiful unique art of "china painting." You will be creating a "winter snow scene" on an 8-inch by 10-inch porcelain/china tile, ready for framing! This introductory class will explore the techniques of porcelain painting and is designed for beginning and continuing students.

No experience necessary. Studio brushes and paints provided. Cost for porcelain and firing (\$4) payable in class.

Jan. 25-Feb. 1	W	12:30-3 p.m.	\$29
6510 Carlsbad Dr.	Jansen	LLLX-1290-OCWA	

Jan. 25-Feb. 1	W	7-9:30 p.m.	\$29
6510 Carlsbad Dr.	Jansen	LLLX-1290-OCWB	

Location Key

CEC _____ Continuing Education Center
301 S. 68th St. Place

Coming Soon: Artist Diana Trout

Artist Diana Trout will be at SCC in March 2012 to present exciting mixed media workshops to help incorporate art making and journaling into our everyday life.

Diana has been teaching art journaling, book arts and painting nationally and locally since 1993. Diana's publications include *Journal Spilling: Mixed Media Techniques for Free Expression and Playful Paper Backgrounds*, an instructional DVD. Email nholman@southeast.edu for detailed information.

Rescue Book Journal



Transform a beautiful vintage book into your next blank art journal. This is a simple beginner level book binding project. You'll use an assortment of


papers as the book block will further personalize this journal. Techniques you'll learn will be the basic bookbinder's skills: reinforcing a fragile book spine, using a piercing template, pamphlet stitch, and creating and using stencils. These lovely journals begin as old friends and just get better as you work in them.

There is a \$12 fee associated with this course payable at class.

Mar. 31	S	9 a.m.-4 p.m.	\$119
CEC, 102	Trout	LLX-0144-CESA	

Wild Journal Rumpus

Explore the art journal process in true Journal Spilling fashion: scatter words, water media, inks, gesso, and collage fodder hither and yon with no worries.



Fun Stuff: Fabric, masking and wash tapes, resists, glitter glue, stickers and tabs. And working in layers: "how to layer" and the "why" behind it. Buckle up! There's a lot to do.

What to Expect: a Wild Me/Quiet Me paper doll and Outing My Critic journal page as well as warm-up Spilling pages. Loads of embellishment ideas that will make your art journal jangle and bulge.

An encouraging atmosphere allows you the space and permission to tap into and strengthen your true voice and quiet your critic.

There is a \$12 fee associated with this course payable at class.

Apr. 1	U	9 a.m.-4 p.m.	\$119
CEC, 102	Trout	LLX-0145-CESA	

Oil Painting Studio



Individual instruction in a studio environment designed to encourage painting with traditional oil painting medium for students at all levels of skill and experience.

Beginning oil painting students will start with a set of guided exercises to help develop familiarity with the medium. Guided painting instruction will be provided each week to help students learn a variety of skills using oil paints.

Intermediate and advanced painters will benefit from opportunities to expand and develop creative expression based on their own abilities and skill level and from the exchange of information, critical discussion and creative ideas with other students and instructor.

All students should come to the first class ready to begin painting. Beginning students should bring one or more blank canvases (9-inch by 12-inch or larger) and a basic kit of oil paints, medium, thinner, and brushes. A suggested basic kit list may be obtained by contacting nholman@southeast.edu. Intermediate and advanced students may choose to bring oil paintings in progress to work on at the first studio session.

Jan. 10-Feb. 14	T	6-9 p.m.	\$89
CEC, 405	Plants	LLX-1335-CEWA	

Painting alla prima

"All at once." An opportunity to learn about completing a painting in one session. Topics will include out-fitting field kits, dealing with subject and selective inclusion of details, elements of composition, dealing with changing light and elements of weather, and handling on-lookers.

Participants need to bring a field kit with their preferred choice of painting medium to the first class; prepared to paint. Please contact the instructor for a basic field kit list at cplants@inebraska.com. Students will meet at the CEC for the first class for a brief orientation and discussion. We will then move to a selected location to paint on site. After the first session, the class will meet for three more arranged three-hour alla prima painting sessions at locations to be selected by the instructor with consensus of the group.

Feb. 21-Mar. 13	T	6-9 p.m.	\$59
CEC, 405	Plants	LLX-0424-CEWA	

Watercolor Basics

Explore the world of watercolor. No experience necessary. Bring your enthusiasm and leave your inhibitions at home...learn to dance with the water. As a bonus, watercolor pencils will be explored.

Bring any supplies you have including water container, pencil, watercolor paper, paints, and brushes. You may attend the first class and learn about required supplies and purchase them before the second class. The first class will meet at the CEC in Room 101. The rest of the classes will meet at the instructor's studio at 420 S. 38.

Jan. 10-Feb. 7	T	6:30-8 p.m.	\$45
See Desc	Mattley	LLX-1049-CEWA	

Continuing Watercolor

Continue the excitement of watercolor. This class allows you to become more acquainted and comfortable with watercolor techniques.

Bring all of your watercolor supplies to class. You may attend the first class and learn about required supplies and purchase them before the second class. The first class will meet at the CEC in Room 101. The rest of the classes will meet at the instructor's studio at 420 S. 38.

Feb. 14-Mar. 13	T	6:30-8 p.m.	\$45
See Desc	Mattley	LLX-1239-CEWA	

Watercolor: Colors of Winter

Wintertime can be beautiful and inspirational when expressing it in a watercolor painting! The beginner as well as the intermediate painter will enjoy learning to express the "sparkle of winter" with the tips, techniques and demonstration of this medium by a professional artist and experienced instructor.

Bring watercolor "tube" paints (primary colors, plus any additional colors); brushes and a small palette (or set up paints on a white Styrofoam plate prior to class). Papers to be purchased from instructor at first class for \$3. Questions about supplies, call instructor at 402-489-7437.

Jan. 24-31	T	7-9:30 p.m.	\$29
6510 Carlsbad Dr.	Jansen	LLX-0768-OCWA	

BOB ROSS PAINTING

These classes are for painters of all abilities, including beginners. Come and spend a relaxing time painting. The Bob Ross painting series may be seen on public televisions "Joy of Painting".

Registrants will receive a list of supplies needed before class begins or supplies may be purchased directly from the instructor the day of class at a cost of \$33. (When you purchase supplies directly from instructor, you will be furnished with everything you need to accomplish that day's painting. What you take home will be your completed painting). Sharon Rodeman, CRI, is a certified Ross instructor. Students must be at least 16 years of age to participate in this class.

Bob Ross: Winter Retreat

Snow covered mountains, old cabin and barn set in a peaceful meadow surrounded by pine trees.

Jan. 28	S		
9 a.m.-3:30 p.m.		\$45	
CEC, 102	Rodeman		
		LLX-1067-CEWV	



Bob Ross: Fisherman's Paradise

Beautiful sunset behind pine tree-lined lake and cabin.

Mar. 10	S		
9 a.m.-3:30 p.m.		\$45	
CEC, 102	Rodeman		
		LLX-1067-CEWV	

SCRAPBOOKING

Scrapbooking with Shutterfly

Do you have hundreds of digital pictures on your computer that no one gets to see? Would you like to organize your photos into an album? This class will introduce you to online scrapbooking using Shutterfly. This free online service has all the tools for the true scrapbook artist, but with easy options for the beginner or the creatively challenged. Each student will start a photo book and design two to four pages using various set-up options, colors, fonts and backgrounds. If you have wanted to try this, but were hesitant—now is the time to have a helping hand.

Prior to the course students are asked to login to www.shutterfly.com and set up an account. Students will need to bring 12-15 pictures to be used in class. These can be on a flash drive, CD, camera with a USB cord or you can download photos onto Shutterfly prior to the course. Basic computer knowledge and Internet skills are needed to be successful.

Jan. 18	W	6-9 p.m.	\$25
CEC, 407	Ellis	LLX-0239-CEWA	

Location Key

CEC _____ Continuing Education Center
301 S. 68th St. Place

Scrapfest: Memories in Time  Scrapfest

Grab your scrapping tools, a pile of photos, and clear your calendar for a day of snacks, classes, cropping, and shopping. Join us for a potpourri of "Jam Sessions" (a.k.a. classes) and learn the latest tips, tricks, and techniques. This scrapbooking marathon will expose you to the industry's newest products and practices. The Continuing Education Center will have vendors for your shopping pleasure. Join us for the festivities and experience a day of uninterrupted creative recreation.

Book your seats now! Registration includes 15 hours of cropping at your own table, access to a computer for journaling, a chance to win multiple door prizes, and dinner. Visit the College website at www.southeast.edu and click on Continuing Education, under the heading "Personal Interest" click on Scrapfest for a detailed brochure and to view the projects. Please write on your registration form who you would like to be seated next to. If you are registering online, please email nholman@southeast.edu who you would like to be seated next to. Lunch is on your own.

Jan. 28 5 9 a.m.-Midnight \$35
CEC, 302 LLLX-0103-CEWA

Scrapfest Jam Sessions

Jam Sessions are optional scrapbook classes. Be sure to include desired jam sessions on your registration form.



Scrapfest Jam Session: Fabulous Vacation  Scrapfest

This two-page gem provides the perfect background to showcase your fun adventures. Using chipboard die cuts and grosgrain ribbon, you'll create a beautiful masterpiece to capture the memories of a great trip.

Jan. 28 10 a.m. LLLX-0104-CEWA \$10

Scrapfest Jam Session: Girl Power  Scrapfest

Circles, scallops and flowers, oh my! These colorful pages aren't complete until the gems are added to bling it up. Your photos will come to life with a unique arrangement.

Jan. 28 11 a.m. LLLX-0104-CEWB \$10

Scrapfest Jam Session: Good Dog/Kitty  Scrapfest

Got a furry friend? Your photos will find a home on this layout complete with tags and a touching vellum quote. You'll get to choose which title (dog/kitty) in class. Inks will add a lovely distressed look to the layout.

Jan. 28 1 p.m. LLLX-0104-CEWC \$10

Scrapfest Jam Session: Christmas Memories  Scrapfest

Rustic evergreens highlight a nostalgic layout to embrace the yearly celebration. A poinsettia charm embellishes lace and a delicate laser-cut title.

Jan. 28 2 p.m. LLLX-0104-CEWD \$10

Scrapfest Jam Session: Family  Scrapfest

Laser flourish die-cuts add just the right amount of elegance to this versatile layout. You'll find the papers a lovely compliment to the family photos you display. A charm with matching ribbon is a delightful embellishment as well.

Jan. 28 3 p.m. LLLX-0104-CEWE \$10

Scrapfest Jam Session: Savvy Birthday  Scrapfest

Bright colors are the eye-catching element of this layout. Top it off with balloons and gift boxes. A little ribbon will go a long way to add just a little punch to a classy looking page.

Jan. 28 4 p.m. LLLX-0104-CEWF \$10

Scrapfest Jam Session: Fall Splendor  Scrapfest

Adorned with leaves and circled mats, the colored paper captures the heart and soul of Mother Nature's most beautiful season. Inked to perfection, the leaves surround your photos for a glorious look. Vellum is also part of the blend.

Jan. 28 5 p.m. LLLX-0104-CEWG \$10

Scrapfest Jam Session: What are Little Girls/Boys Made Of?  Scrapfest

Every little child has his/her own unique personality. Showcase it on this layout. You'll love the little surprising elements added to capture the beauty of your favorite little ones. Choose the pink or blue layout in class.

Jan. 28 7 p.m. LLLX-0104-CEWH \$10

Location Key

CEC _____ Continuing Education Center
301 S. 68th St. Place

 Online Registration Key Word