


EMERGENCY PROCEDURES



MEDICAL EMERGENCY

Call 911
Control bleeding
Administer CPR/AED
Use appropriate protective equipment



FIRE, EXPLOSION, SMOKE

Pull fire alarm
Evacuate the area
Call 911



WEATHER EMERGENCY

Seek cover
Lowest level
Interior wall
Cover your head




GAS LEAK

Evacuate the area
Call 911
Do not smoke
Do not cause a spark



SUSPICIOUS PERSON

Do not approach
Notify the campus switchboard
(dial "0" from campus phone)
Give description, location
and direction



EVACUATION PROCEDURES


Evacuate the building for any fire alarm or when ordered to do so by authorized personnel

- Treat every alarm as a real event
- Use the nearest marked exit
- Crawl or walk UNDER smoke
- Do not use elevators
- Assist any mobility-impaired person
- Move upwind of any air borne threat (face away from the threat, face into the wind)
- Do not look for personal items
- After exiting, move to designated gathering area



ACTIVE SHOOTER

Run → Hide → Fight
Stay calm, think, make a plan
Cooperate fully with law enforcement



BOMB THREAT

Ask:
Where is the bomb?
What does it look like?
When will it explode?
Call 911



SUSPICIOUS ITEM

Do not touch the item
Notify the campus switchboard
(dial "0" from campus phone)
Clear the area
Keep people away

Campus Switchboard: **Beatrice 402-228-3468** | **Lincoln 402-471-3333** | **Milford 402-761-2131**

SCC Safety & Security Office

