



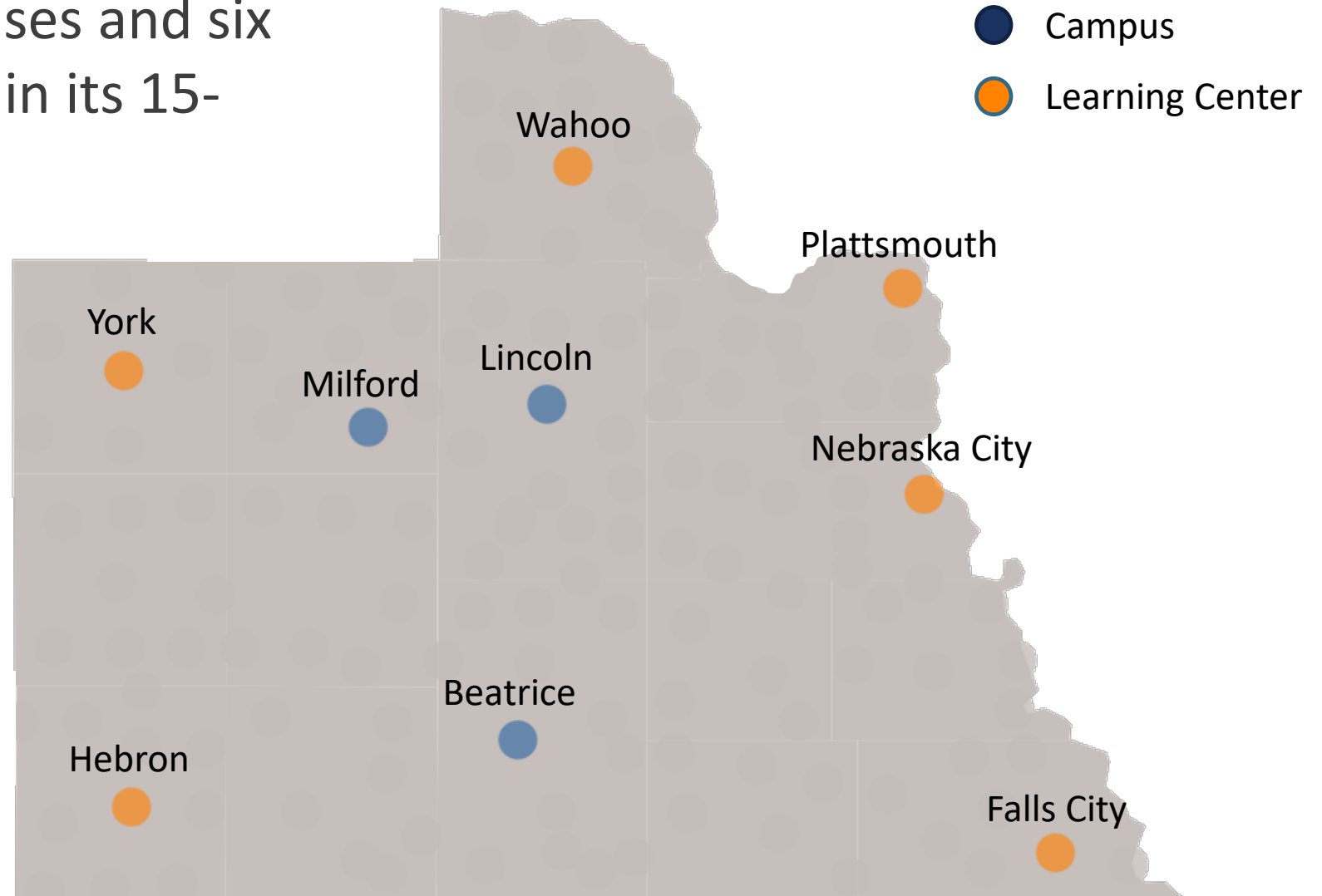
# **SCC'S PLAN TO TRANSITION TO NEW COMMUNITY COLLEGE FUTURE FUNDING MODEL**

# SCC CAMPUSES AND PROGRAMS

## OVERVIEW

- SCC has three campuses and six learning centers within its 15-county service area

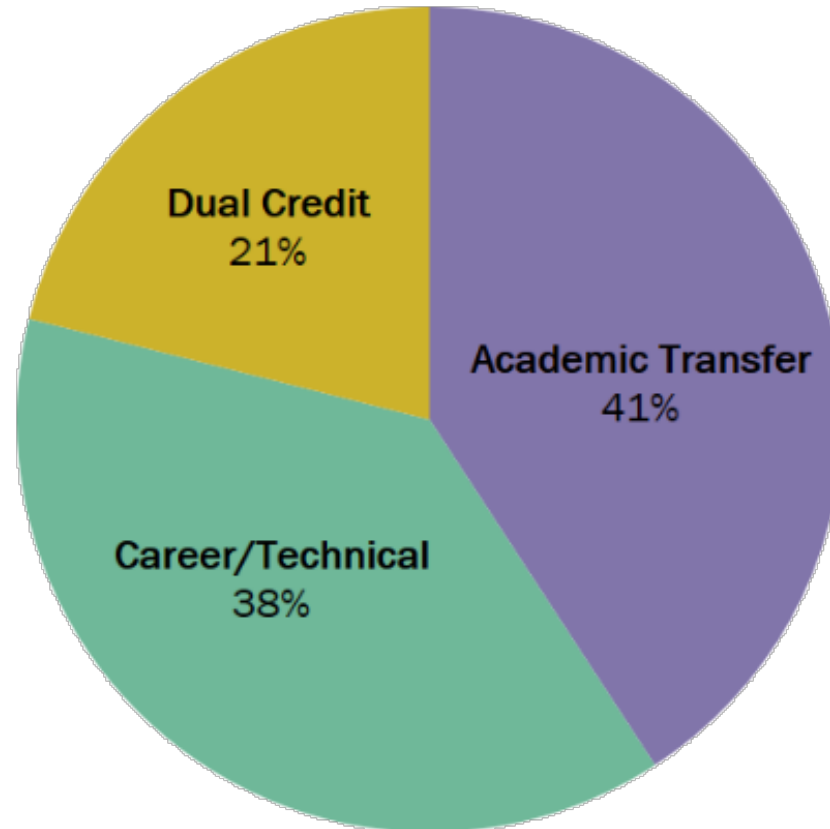
SCC's service area  
population is  
**495,730**



# OVERVIEW

- SCC serves approximately **14,000** credit students and more than **15,000** non-credit students each year

The average age of SCC students is **21.9**



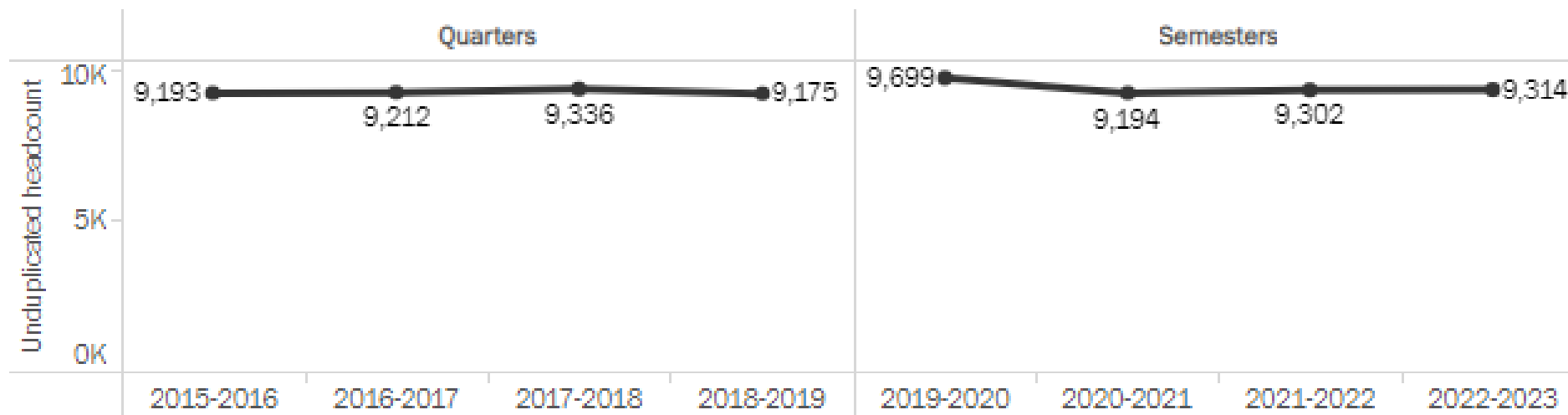
SCC is a comprehensive community college that provides **dual credit, academic transfer, and career/technical programs**

# PRELIMINARY FALL 2022 ENROLLMENT: ESTIMATING A 1% INCREASE FROM FALL 2021

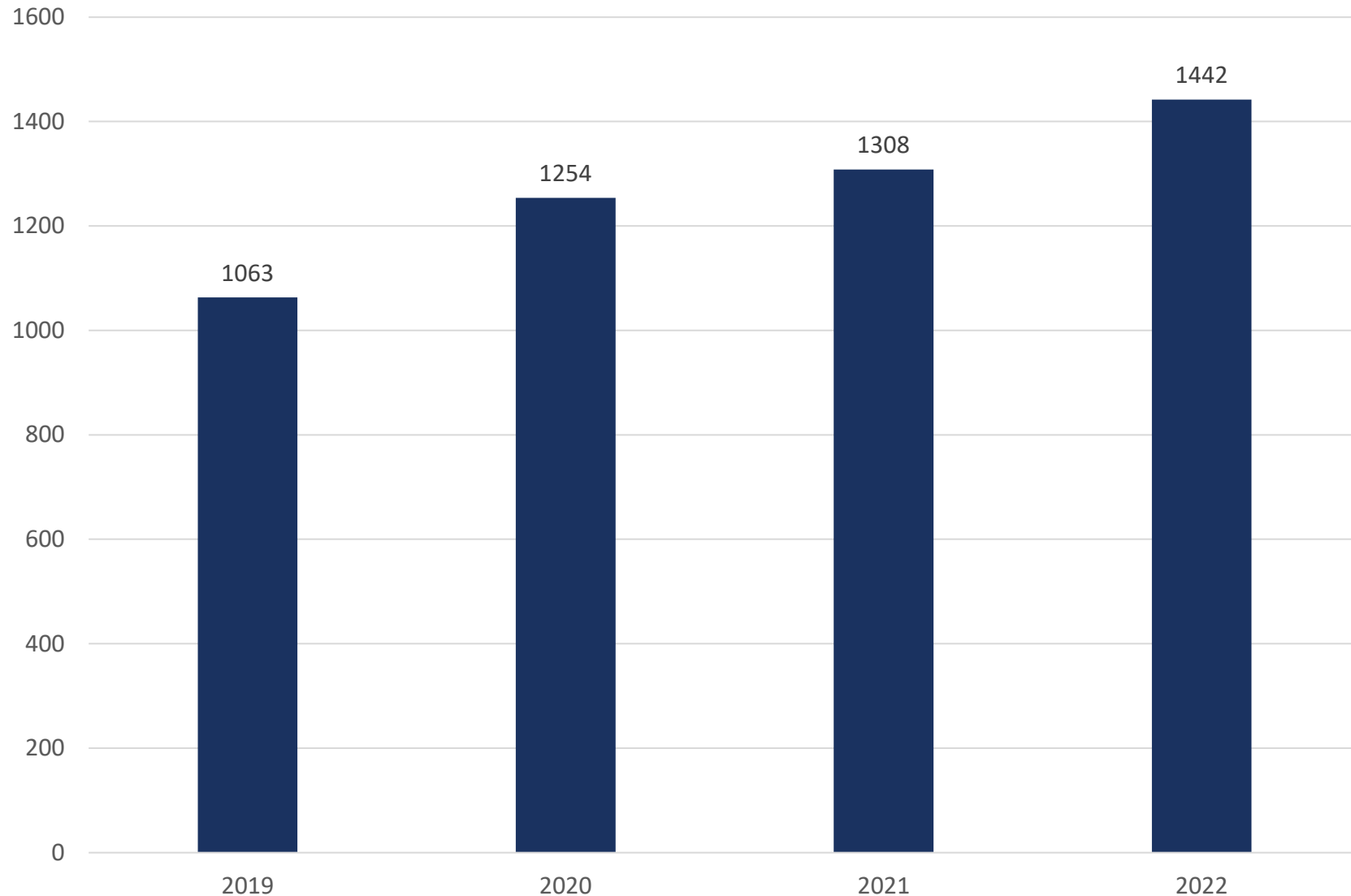
## Enrollment Trend

Trend of number and distribution of enrolled students with ability to customize the metric displayed.

### Overall Trend of Student Enrollment | All campuses | Fall terms



## MILFORD CAMPUS: 10% INCREASE FROM FALL 2021



**36%** Increase  
in Enrollment on  
Milford Campus  
since 2019

---

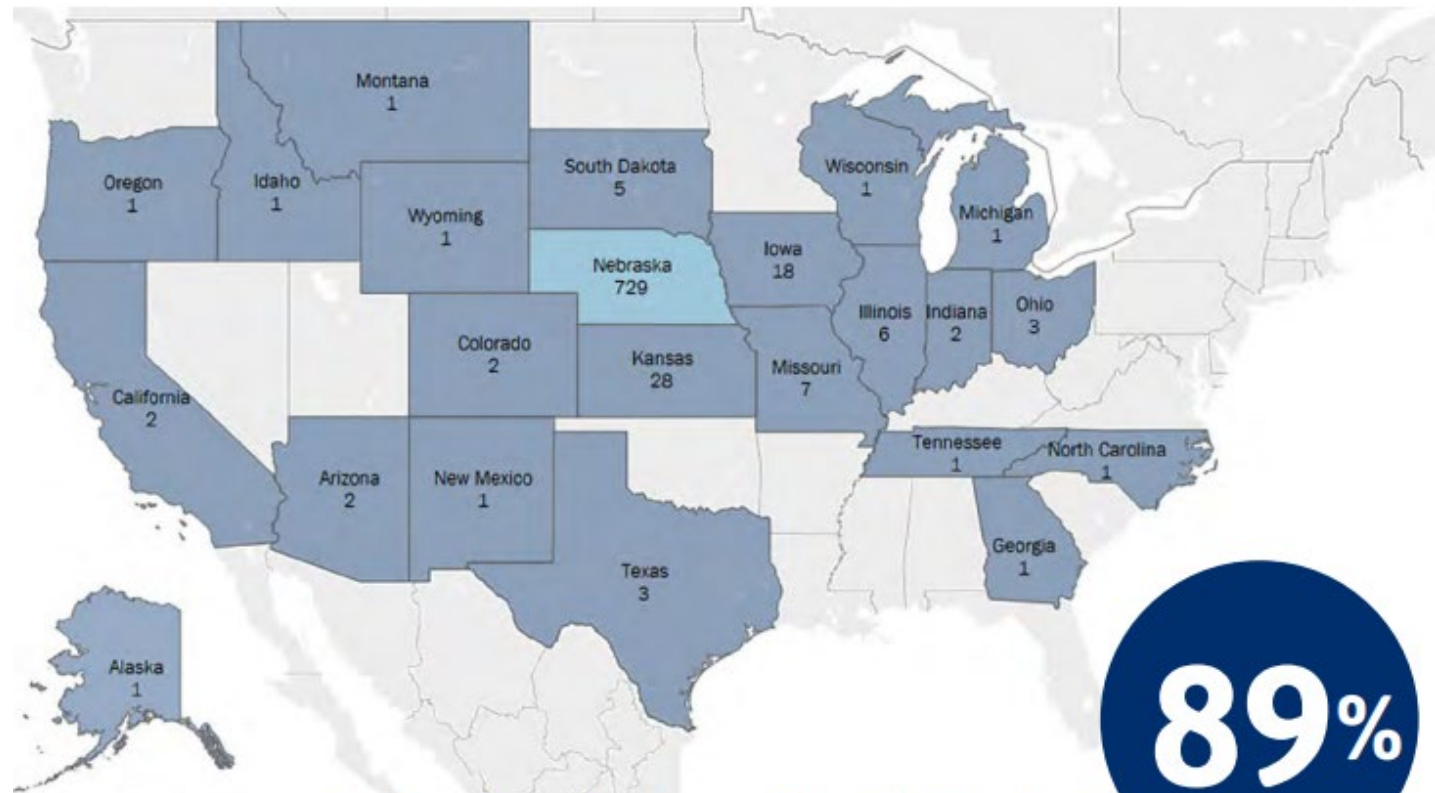
# CAREER/TECHNICAL PROGRAMS AND SUCCESS RATES

# CAREER/TECHNICAL PROGRAMS

SCC offers **80**  
career/technical  
programs

- Agriculture
- Business
- Criminal Justice
- Computer Technology
- Construction
- Culinary
- Electronics
- Health Science
- Manufacturing
- Transportation

**Associate of Applied Science, Diploma, Certificate  
(1 to 4 Terms)**



**Employed graduates working in Nebraska is**

*Total employed: 818*

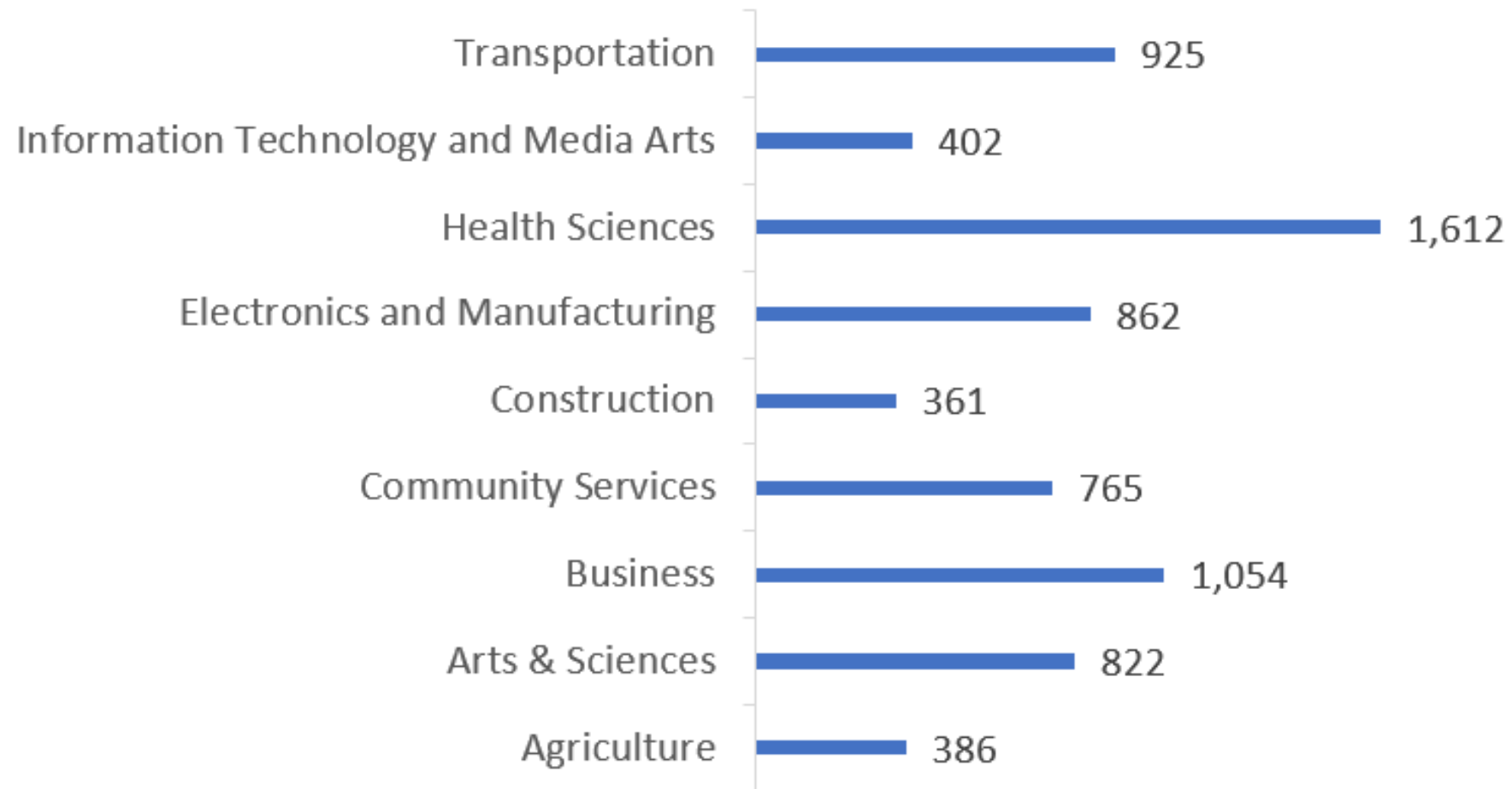
**89%**

Source: 2022 Graduate Report



## CAREER/TECHNICAL PROGRAMS

SCC Produces More Than **7,000** Career/Technical Graduates Every 5 Years

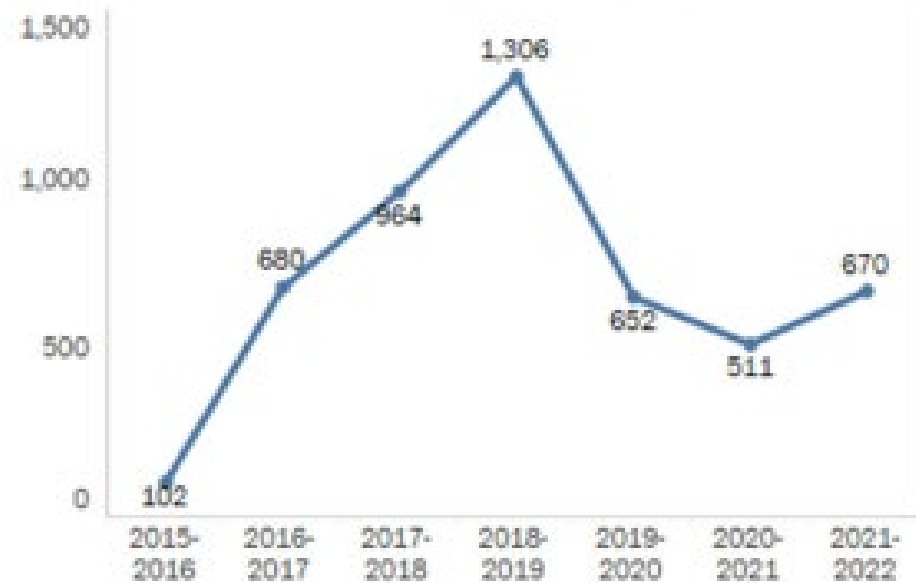


## SCC'S MAJOR INITIATIVES/DEVELOPMENTS

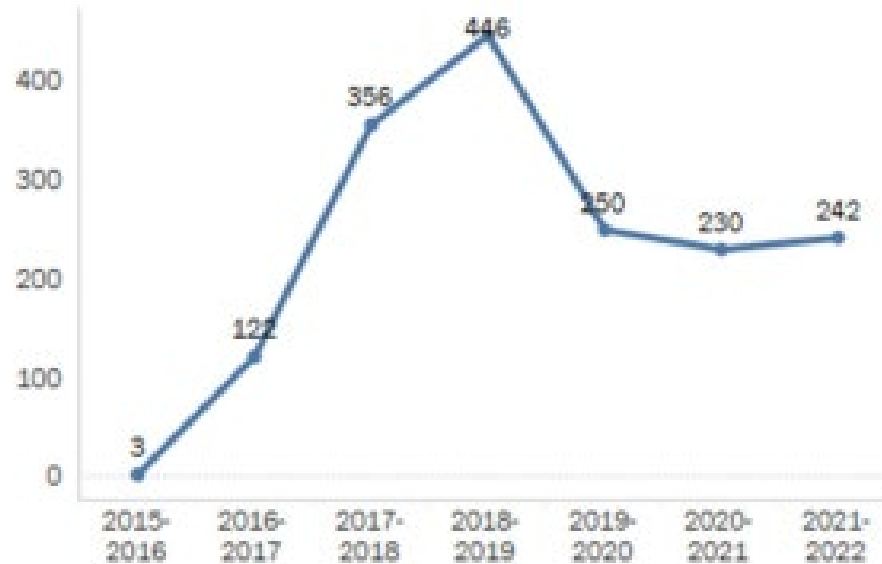
- 2015-19 Strategic Plan
- Facilities Master Plan
- Phase I Facilities Master Plan Projects
- Learning Centers
- Upcoming Facilities Projects
- Calendar Conversion and Enrollment
- New Student Onboarding Model
- 2020-24 Strategic Plan
- Phase II Facilities Master Plan Projects
- Capital Campaign
- City of Lincoln Partnership
- Successful Accreditation Review

# LEARNING CENTER ENROLLMENT

Total enrollment at Learning Centers (4.4) KPI

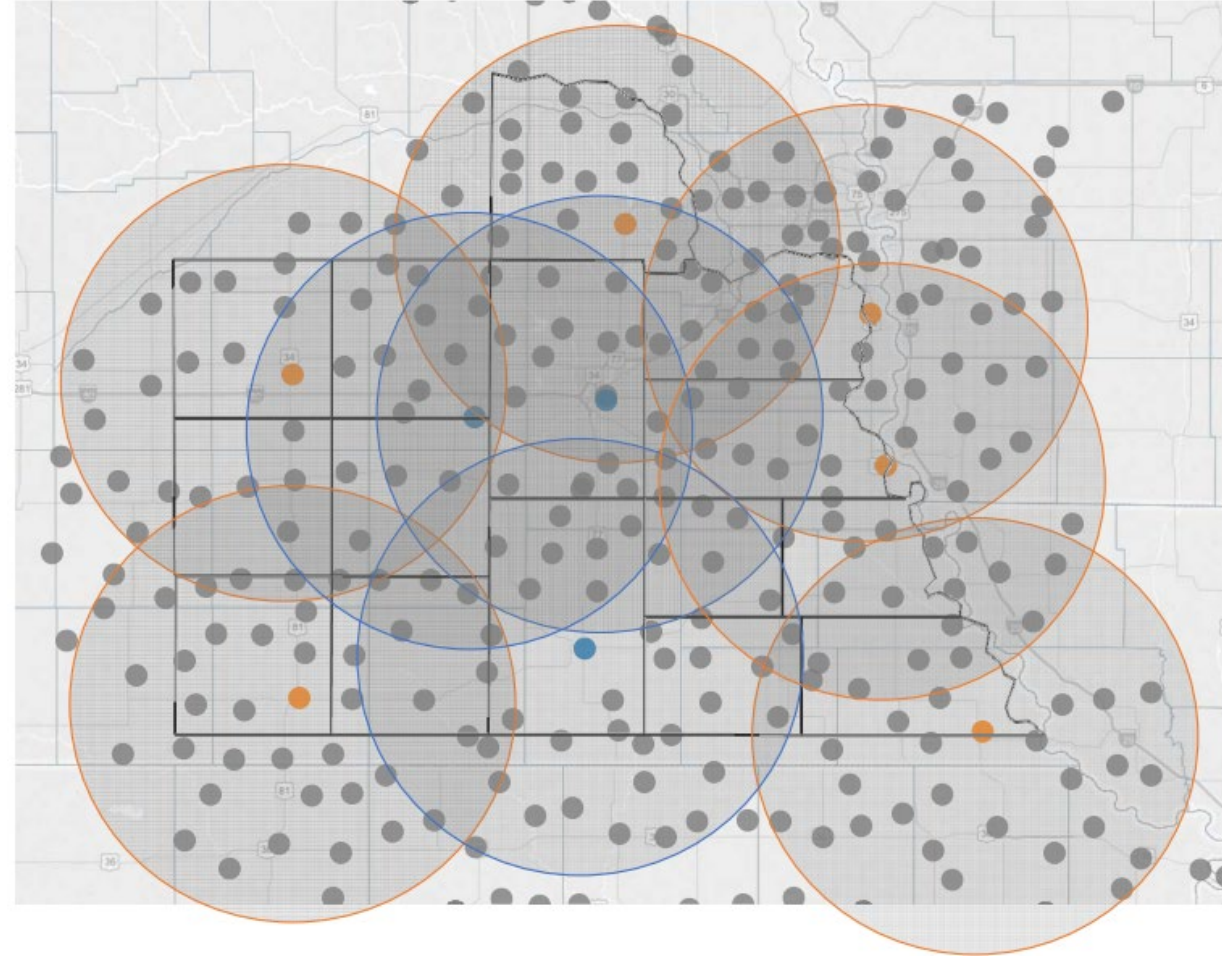


Number of sections offered at Learning Centers (4.4)



# Several key factors were used to determine the specific **learning center** locations

- Located near city with substantial population mass
- Geographically spaced to ensure everyone in the 15-county service area is within 35 miles of a learning center or a campus
- Online connectivity
- Accessibility via transportation



## New Facilities 2015-2019

- Health Sciences building in Lincoln
- Diesel Tech building in Milford
- Interdisciplinary Center in Beatrice
- Learning Center in Falls City
- Residence Hall in Milford
- Residence and Dining Halls in Beatrice



# Health Sciences Building – Lincoln Campus



# Crete Carrier Diesel Technology and Welding Center – Milford Campus





# Academic Excellence Center – Beatrice Campus





## PHASE II FACILITIES MASTER PLAN PROJECTS

- Welding Technology Center – Lincoln Campus
- Sandhills Global Technology Center – Lincoln Campus
- Construction Technologies Center – Milford Campus
- Agriculture Career Center – Beatrice Campus

# WELDING TECHNOLOGY CENTER – LINCOLN CAMPUS



---

# SANDHILLS GLOBAL TECHNOLOGY CENTER LINCOLN CAMPUS




## ARCHITECTURAL DESIGN: EXTERIOR | *East Elevation Detail*



---

# CONSTRUCTION TECHNOLOGIES CENTER MILFORD CAMPUS

# Construction Technologies Center



94,500 square feet for construction-related programs will allow for **40%** growth

Program	Square Feet
Building Construction	22,490
Electrical Technology	6,950
HVAC/R	9,730
Plumbing	2,750
Concrete Technology	4,500
Land Surveying	1,650

# AGRICULTURE CAREER CENTER BEATRICE CAMPUS



# AGRICULTURE CAREER CENTER – BEATRICE CAMPUS





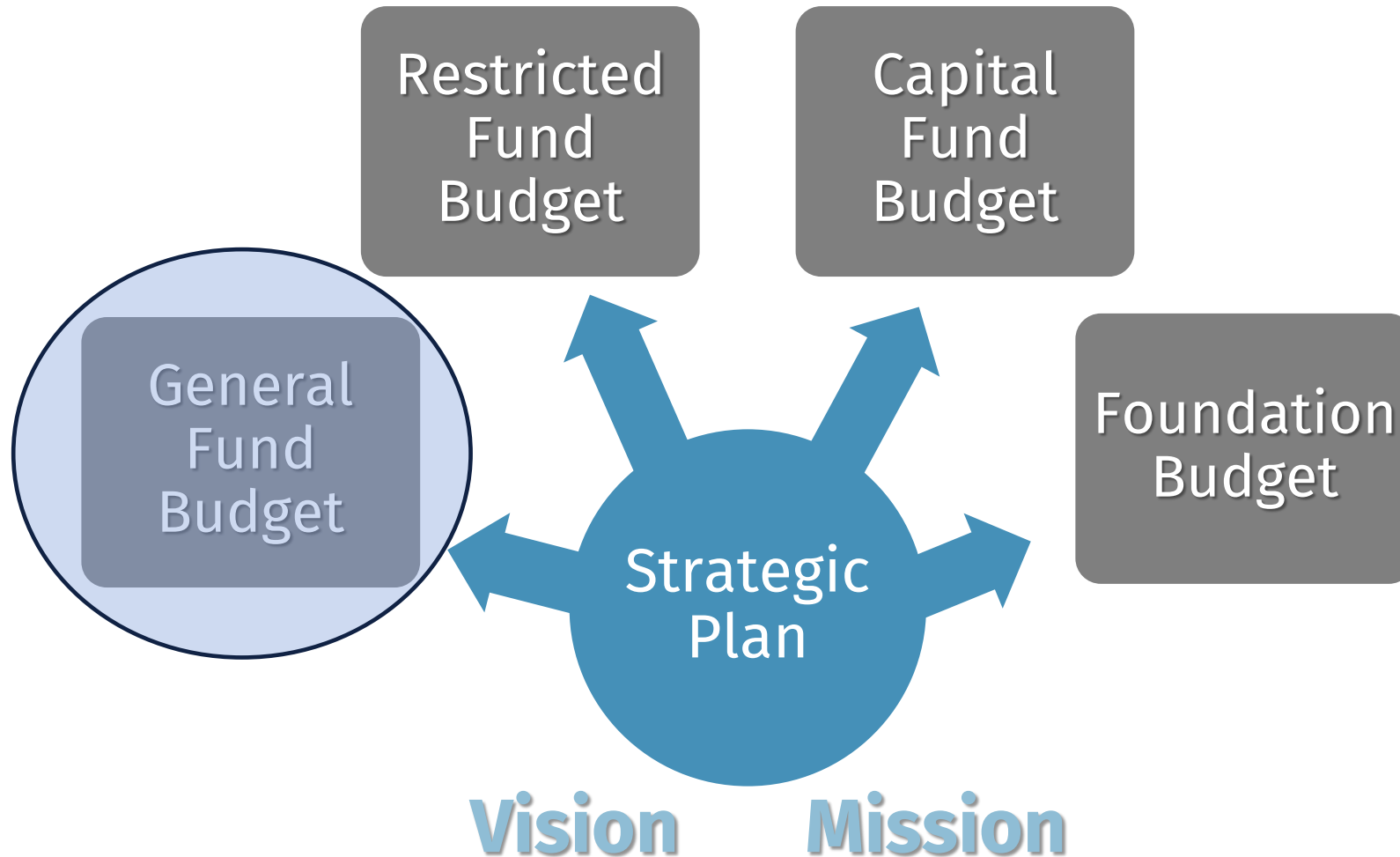


SCC is expanding its capacity to promote economic and community growth by creating a **skilled workforce** and ensuring **affordable access** to higher education.

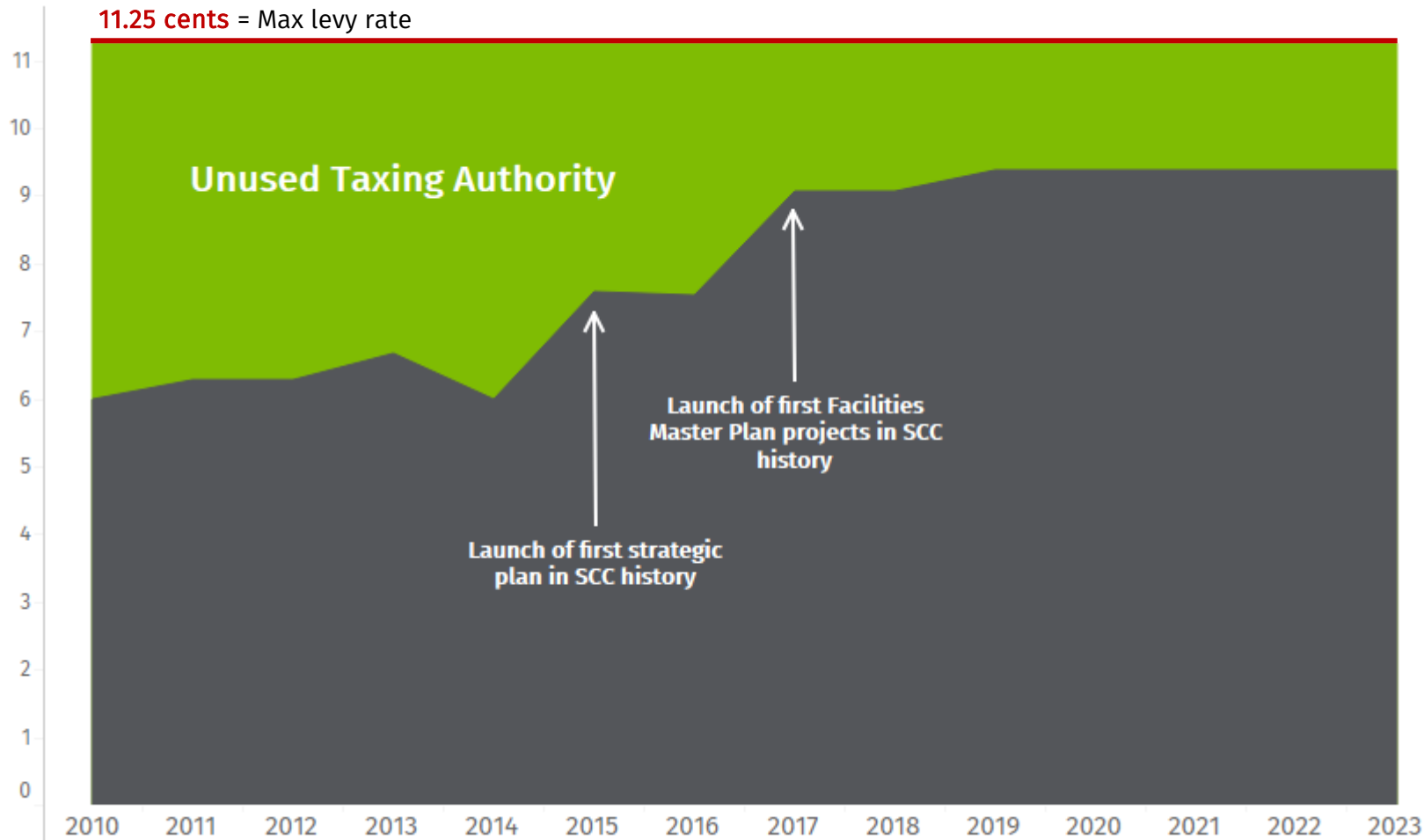
# The Strategic Plan drives all planning and budgeting at the College



# The Strategic Plan drives all budget decisions



# SCC has been systematically investing in its infrastructure and operations since 2014



# PROPOSED COMMUNITY COLLEGE FUNDING MODEL



## LB 243

- Maintain 2-cent levy authority for capital expenditures
- Replace general fund levy authority with Community College Future Fund (CCFF)
- **CCFF baseline will be equal to the amount levied in 2023-24, or the amount generated by 7.5-cent levy rate, whichever is greater**
- Budget in 2024-25 would be baseline plus 3.5% or percentage increase in Reimbursable Educational Units, whichever is greater
- Could levy a general fund tax rate to fund the CCFF or State Aid if necessary
- **Taxpayers can receive 100% tax credit for transition year before removal of general fund taxing authority**

# There are many factors to consider in establishing CCFF baseline

Strategic  
Goals and  
Objectives

Current  
Unmet  
Needs

Future  
Needs

Enrollment  
Growth

Unexpected  
Events

# CURRENT UNMET NEEDS



## Proposed Proactive Maintenance Plan



# FUTURE NEEDS: ANNUAL COST-OF-LIVING INCREASES



Estimated: **\$7 million** per year

Salary and  
Benefits

Operating  
Expenses

Utilities and  
Insurance

Technology  
Fees



# CURRENT UNMET AND FUTURE NEEDS: EXPANDED PROJECTS



Estimated: **\$5 million** per year

A blue chevron pointing right, followed by a light blue rounded rectangle containing the text 'Faculty'.

Faculty

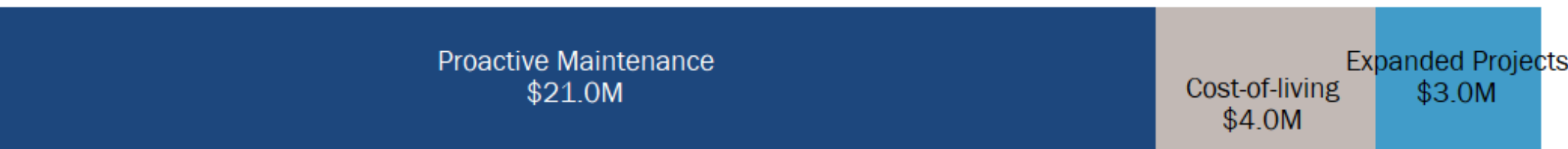
A blue chevron pointing right, followed by a light blue rounded rectangle containing the text 'Staff'.

Staff

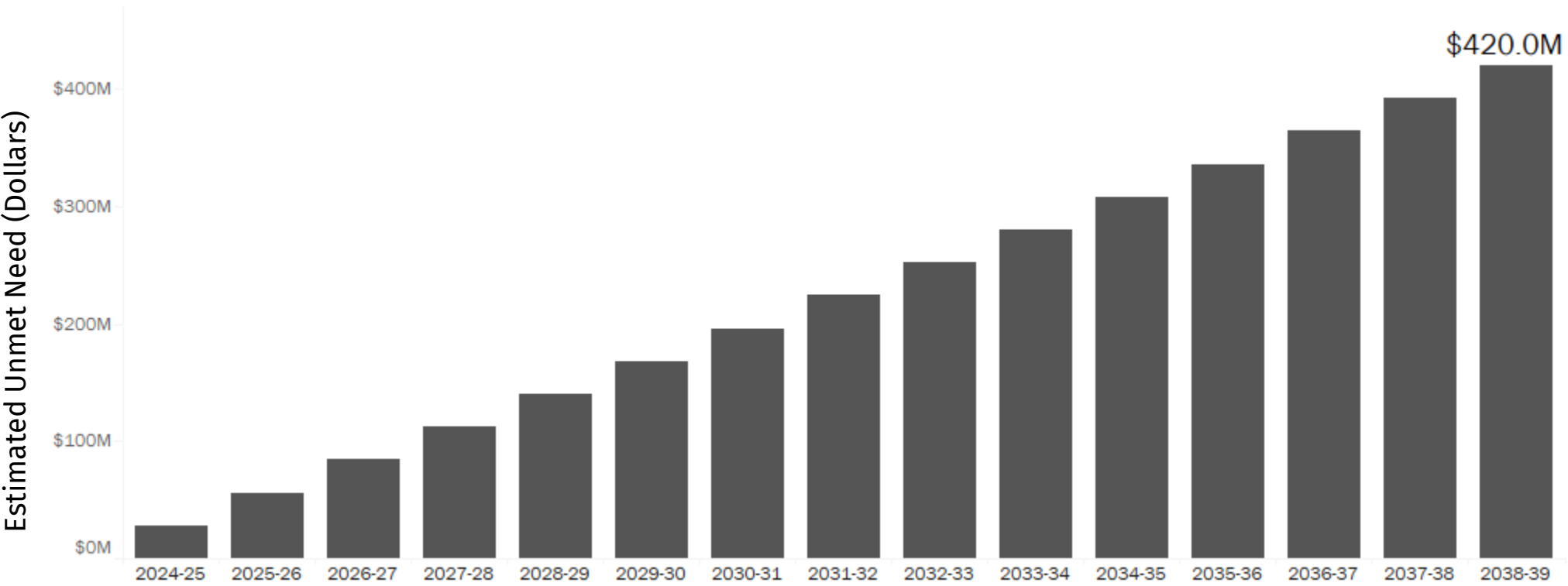
A blue chevron pointing right, followed by a light blue rounded rectangle containing the text 'Contracted Services'.

Contracted Services

# Current and expected unmet needs are large and will grow



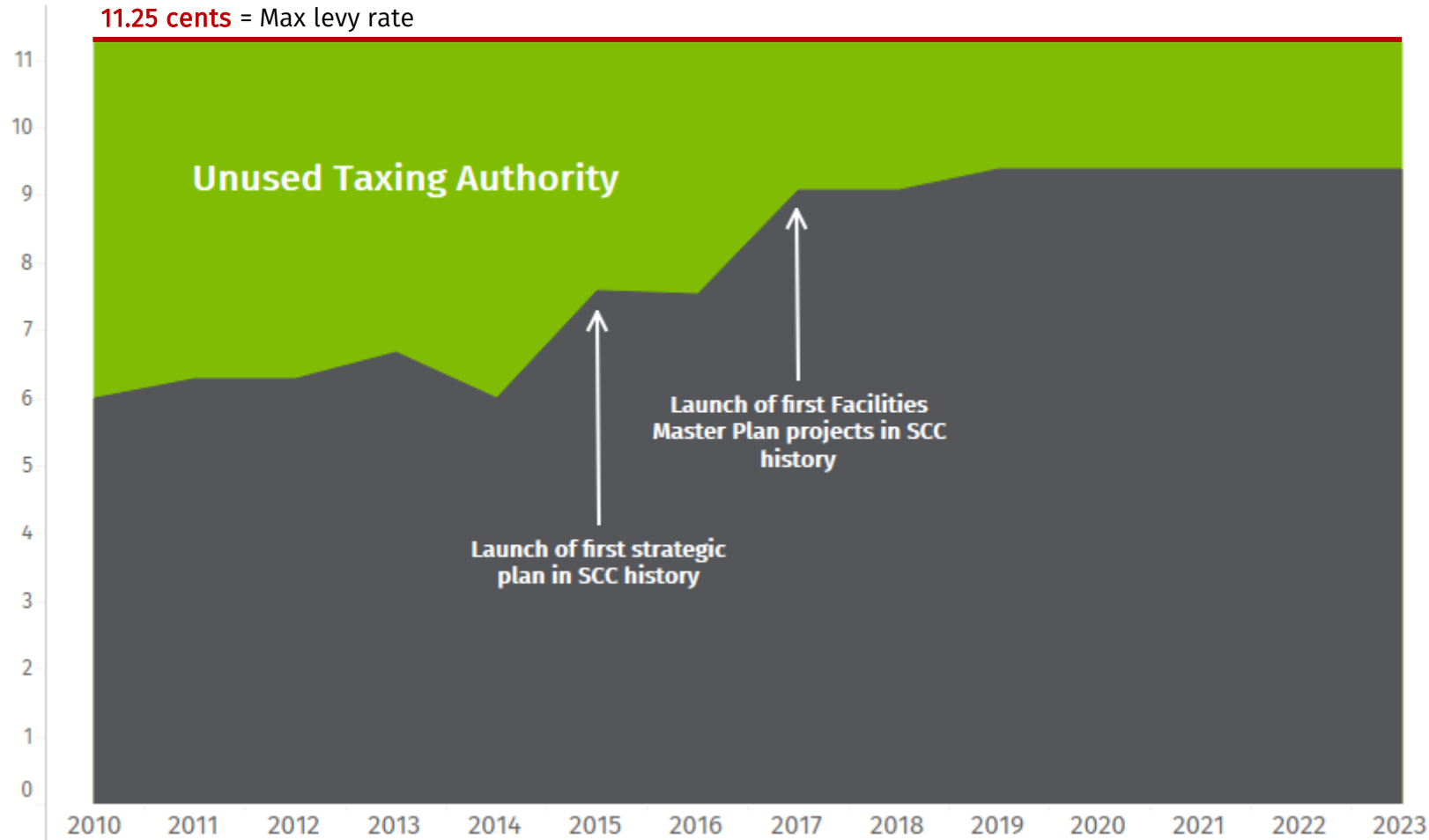
Estimated  
**\$28M** in  
2024-25



Estimated  
cumulative  
total of  
**\$420M** in  
next 15 years

*Note:  
Assumes  
3.5% annual  
increases to  
CCFF*

# Setting 2023-24 levy will establish baseline for all future funding



Remaining Levy Authority =  
**1.88** cents

# ASSUMPTIONS FOR MODEL COMPARISON: CURRENT VS PROPOSED (RETAIN CURRENT LEVY RATE AT 7.37 CENTS)



## ■ Current Model

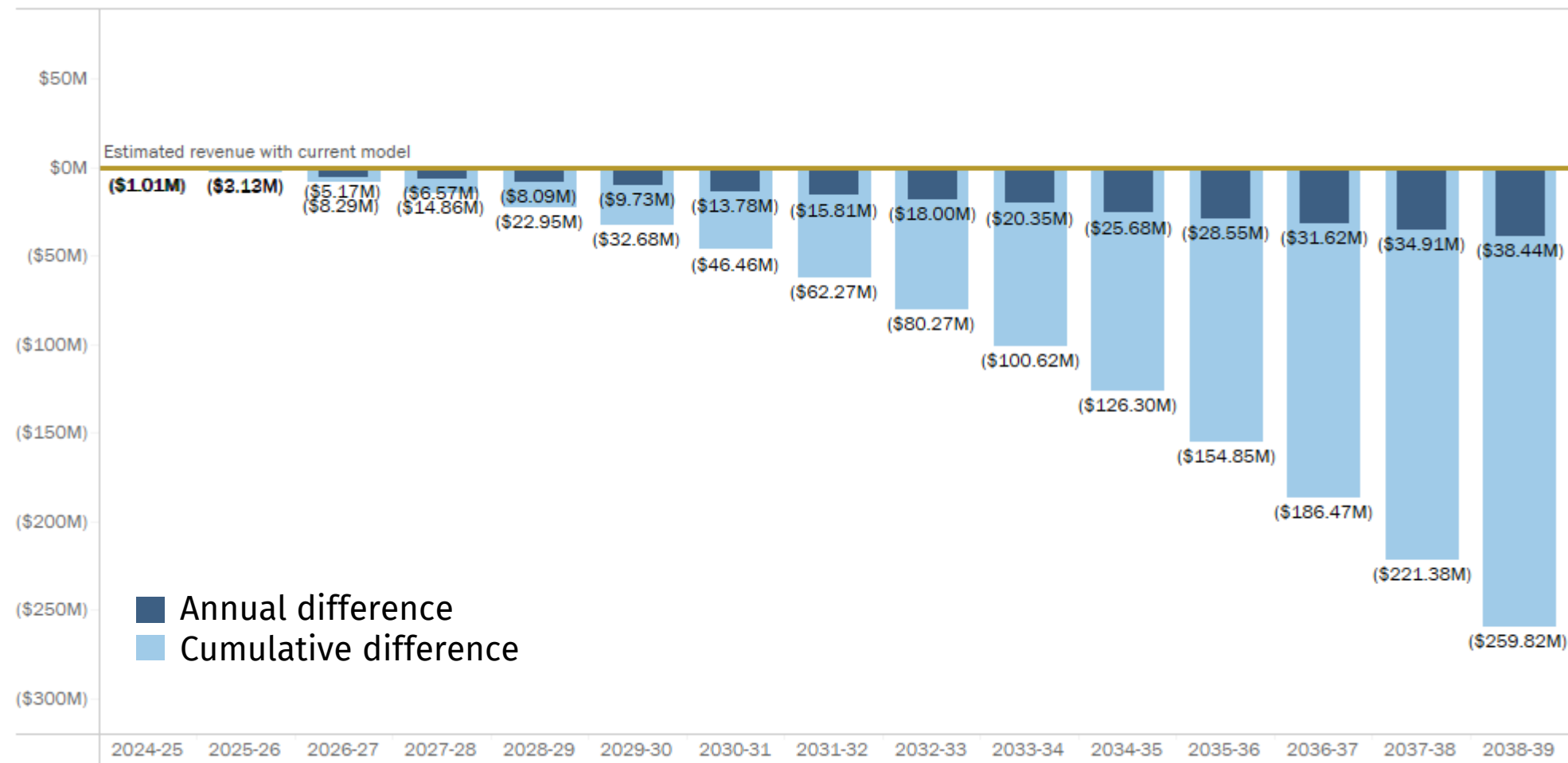
- Retain current levy rate of 7.37 cents for FY2024
- 0.2 cent increase in levy for FY2027, FY2031, FY2035
- 15% valuation increase for FY2024
- Subsequent valuation increases of **5.3%** annually
- 2% increase in state dollars annually

## ■ Proposed Model

- Retain current levy rate of 7.37 cents for FY2024
- 15% valuation increase for FY2024
- Subsequent CCFF increases of **3.5%** annually
- 2% increase in state dollars annually

# Difference in Annual and Cumulative Revenue Compared to Current Model

## Retain current levy rate at 7.37

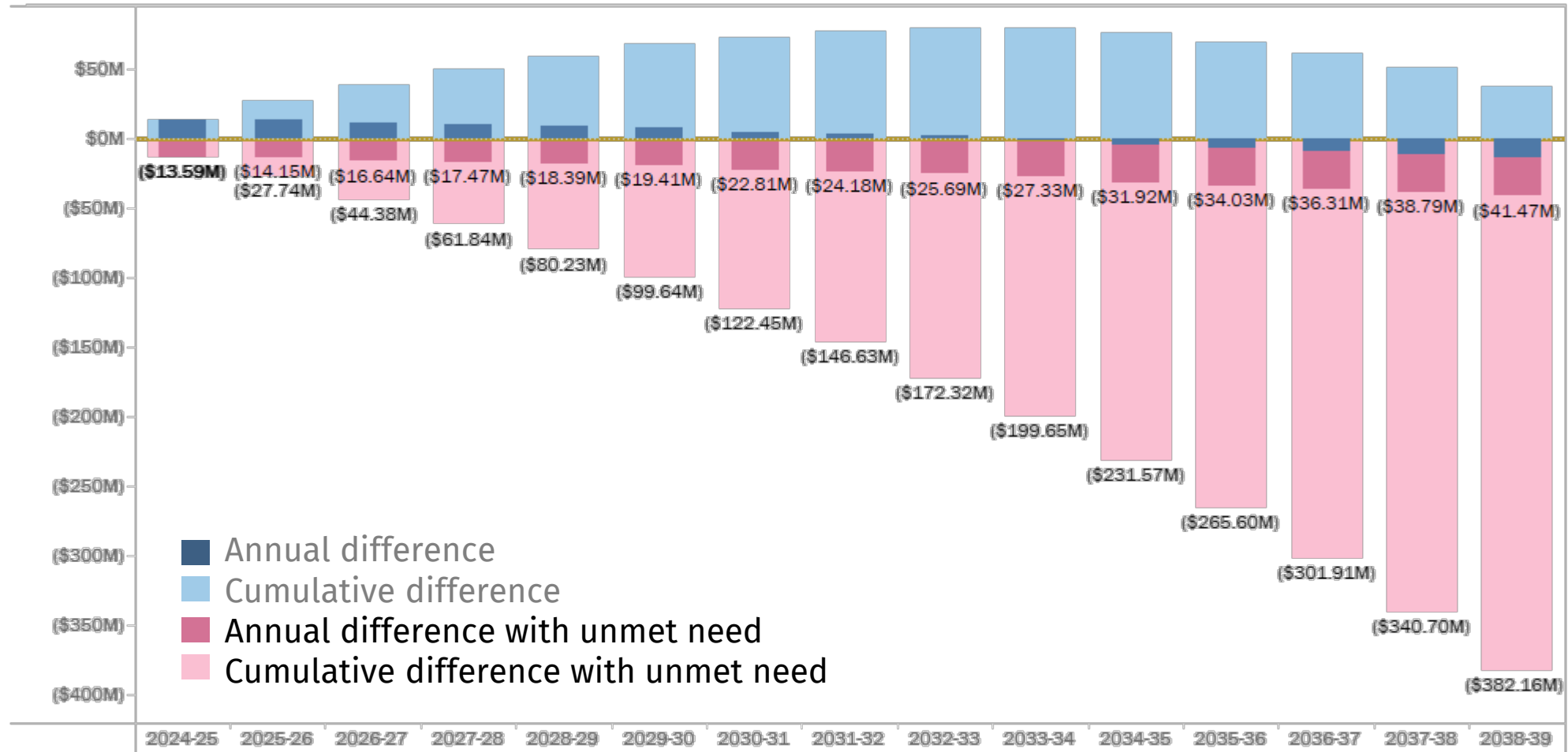


Additional assumption:

- 3.5% increase in property tax-equivalent funds from CCFF

# Difference in Annual and Cumulative Revenue Compared to Current Model

## Use 1.88 cents of additional levy authority with unmet need



## ROLE OF **100%** TAX CREDIT IN TRANSITIONING TO NEW FUNDING MODEL



- Beginning 2024-25, the new funding model replaces general fund tax dollars with the Community College Future Fund (CCFF), which will be set based on the amount the community colleges levy in 2023-24.
- Because this dynamic transition process could lead to the utilization of any remaining fund authority, the bill includes a **100%** tax credit for the taxes paid based on the rate set in 2023-24 and beyond.

# ROLE OF **100%** TAX CREDIT IN TRANSITIONING TO NEW FUNDING MODEL



## *2023 Income Tax Returns (filed in 2024)*

*Taxpayers can receive a tax credit estimated to be around **50%** of 2022 community college property tax paid in 2023. The amount paid was based on the levy rate set by the College in Sep. 2022. (Resulting from the passage of LB 243 in 2023)*

## *2024 Income Tax Returns (filed in 2025)*

*Taxpayers can receive a tax credit equal to **100%** of 2023 community college property tax paid in 2024. The amount paid will be based on the levy rate set by the College in Sep. 2023. (Resulting from the passage of LB 243 in 2023)*



