

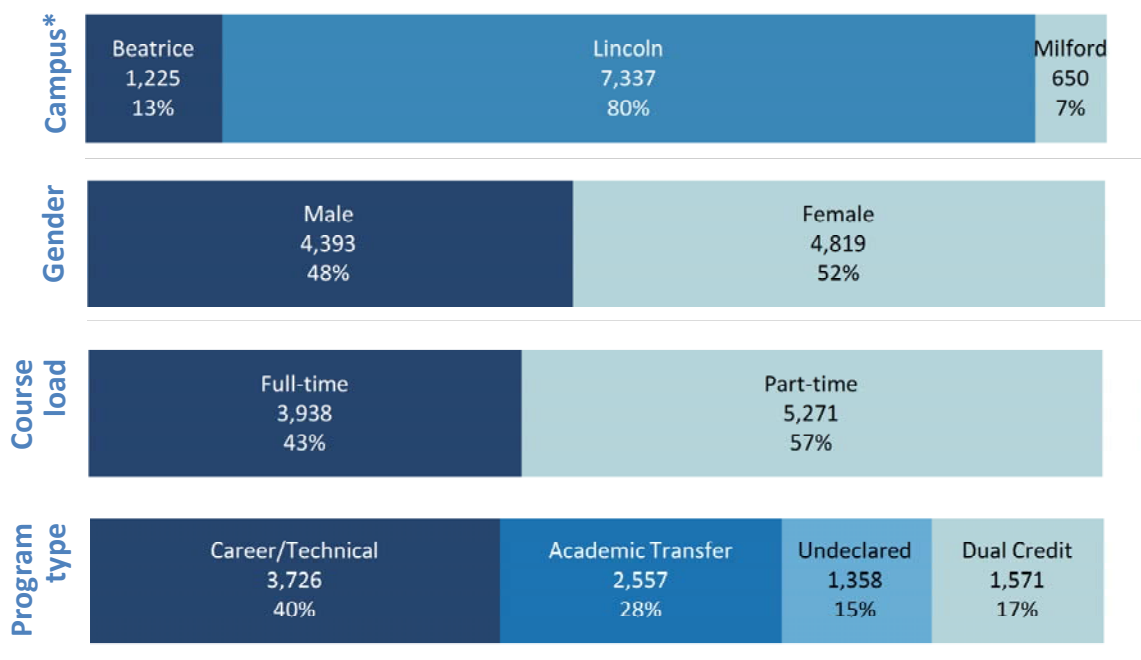
Mission

The mission of Southeast Community College (SCC) is to empower and transform its students and the diverse communities it serves. The College provides accessible, dynamic, and responsive pathways to career and technical, academic transfer, and continuing education programs. Student success and completion is maximized through collegiate excellence, exemplary instruction, comprehensive student support services, enrichment programs, and student-centered processes. SCC is committed to a proactive and evidence-based approach that continually assesses and responds to student, community, and employer demand for higher education.

Core Values

1. Excellence
2. Integrity
3. Innovation
4. Inclusion
5. Stewardship and accountability

Credit Enrollment, Fall 2016

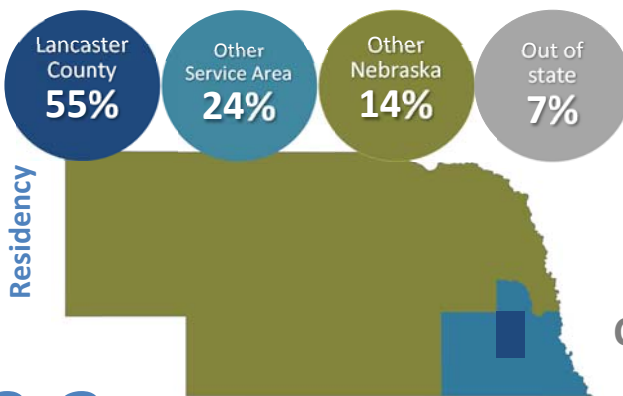
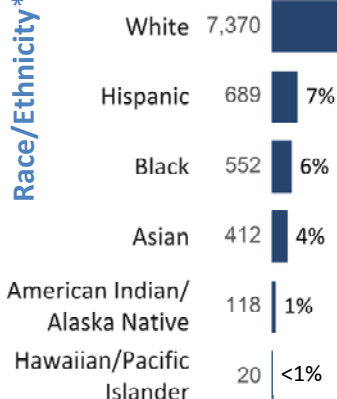


Fall Enrollment[^]



[^] Source: IPEDS

Race/Ethnicity**



The **average age** of SCC students is **23.3**

Continuing Education

20,177 people took continuing education classes during 2016-17

* The counts by campus include Dual Credit students. For historical reasons, many dual credit students are enrolled through Beatrice. In Fall 2016, this accounted for 547 students in Beatrice and 1024 in Lincoln.

** In Fall 2016, there were 51 students (1% of total) with an unknown race/ethnicity; they are not shown.

[^] Credit Enrollment charts are based on enrollment at the term census date (10/17/2016); 9212 students were enrolled on that date. IPEDS Fall Enrollment numbers are based on the course census date; because of the varying lengths of courses, an additional 50 students are reflected in this enrollment count.

Note: Percentages may not add to 100% due to rounding.

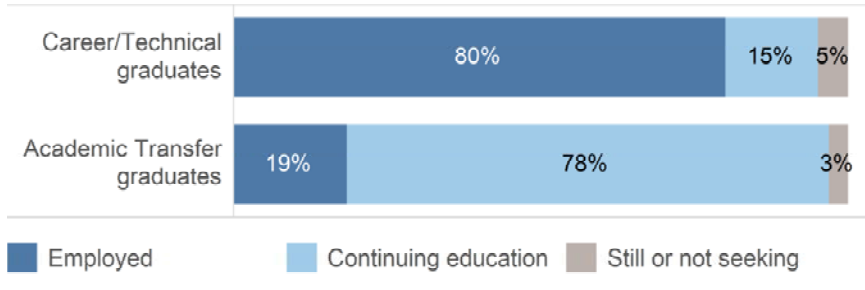


Of the **1497** students who graduated in 2016:

1213 were in Career/Technical fields

187 were in Academic Transfer

Most Career/Technical graduates are employed, while most Academic Transfer graduates are continuing their education.



2017-18 Programs of Study

- Academic Transfer
- Adult & Juvenile Services and Corrections
- Agriculture Business & Mgmt. Technology
- Associate Degree Nursing
- Auto Collision Repair Technology
- Automotive Technology
- Building Construction Technology
- Business Administration
- Computer Information Technology
- Criminal Justice
- Culinary/Hospitality
- Deere Construction & Forestry Equip
- Dental Assisting
- Design and Drafting Technology
- Diesel-Ag Equipment Service Tech
- Diesel Technology-Truck
- Dietary Manager
- Early Childhood Education
- Electrical & Electromechanical Technology
- Electronic Systems Technology
- Energy Generation Operations
- Fire and Emergency Services Management
- Fire Protection Technology
- Ford Automotive Student Service Educational Training
- General Motors Automotive Service Educational Program
- Geographic Information Syst. Technician
- Graphic Design | Media Arts
- Heating, Ventilation, AC & Refrigeration Technology
- Human Services
- Horticulture and Turfgrass Management
- John Deere Tech
- Land Surveying/GIS/Civil Engineering Tech
- Law Enforcement and Homeland Security
- Long Term Care Administration
- Manufacturing Engineering Technology
- Medical Assisting
- Medical Laboratory Technology
- MOPAR-Chrysler/Dodge/RAM/Jeep
- Motorcycle, ATV, Personal Watercraft Tech
- Nondestructive Testing Technology
- Office Professional
- Paramedic
- Pharmacy Technician
- Physical Therapist Assistant
- Polysomnographic Technician
- Practical Nursing
- Precision Agriculture
- Precision Machining and Automation Tech.
- Professional Truck Driver Training
- Radiologic Technology
- Respiratory Care
- Surgical Technology
- Welding Technology



2017-18 Budgeted General Fund Revenue | \$89,234,319

State Aid	\$27,964,045	31%
Property Tax	\$40,648,322	46%
Tuition	\$20,221,952	23%
Other	\$400,000	0%

2017-18 Budgeted General Fund Expenses | \$89,234,319

Salary & Benefits	\$71,773,038	80%
Equipment	\$3,297,239	4%
Operating & Travel	\$13,393,978	15%
Expanded Projects	\$770,064	1%

The **total tax rate per \$100 valuation** is **9.07 cents**

For each credit hour, **Tuition and Fees** are **\$67.50** for NE residents

Governance SCC's Board of Governors consists of 11 members elected by registered voters in the five districts of the College's 15-county area, with one at-large member. Board members are elected to staggered four-year terms.

Board of Governors (9/1/2017): Kathy Boellstorff, Johnson; James J. Garver, Lincoln; Robert J. Feit, Lincoln; Dale Kruse, Beatrice; Terrence L. Kubicek, Lincoln; Steven Ottmann, Dorchester; Edward C. Price, Lincoln; Donald Reiman, Virginia; Lynn Schluckebier, Seward; Nancy A. Seim, Lincoln; Kristin Yates, Lincoln; Pat Galitz, Faculty Representative, Lincoln.

SCC is an equal opportunity educator and employer.

SCC es un patrono con Igualdad de Oportunidades en el Empleo y la Educación.

www.southeast.edu/diversity

www.southeast.edu

A0131 09/2017